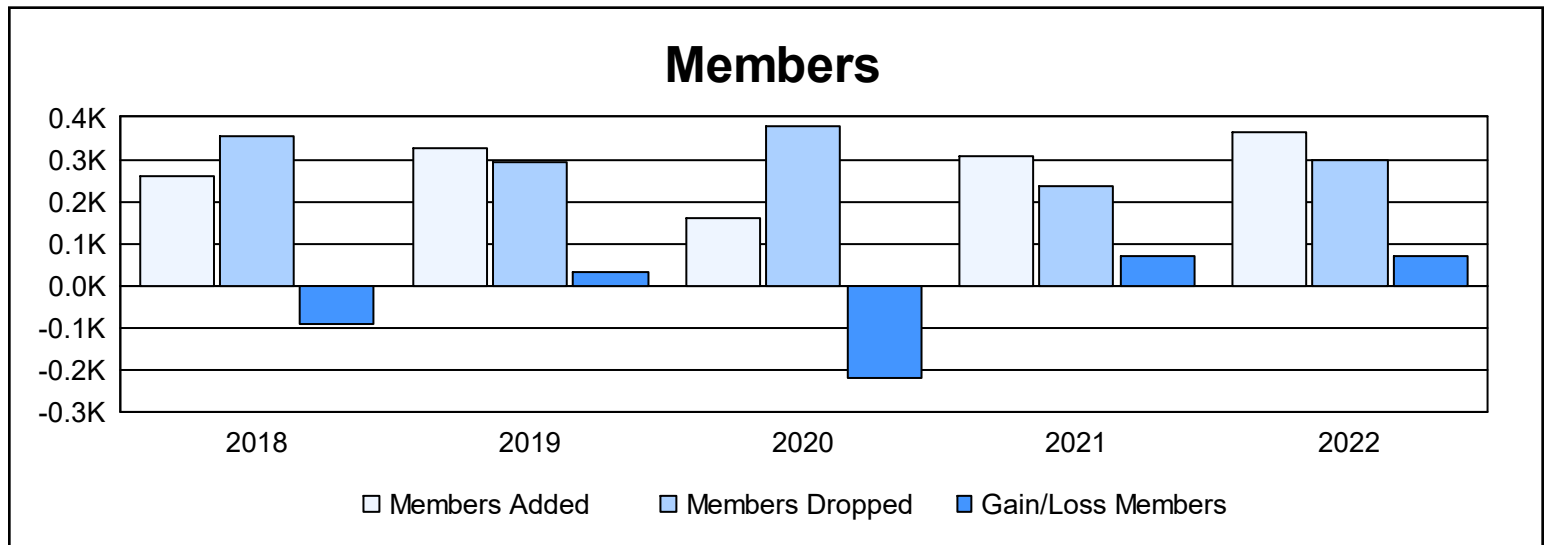
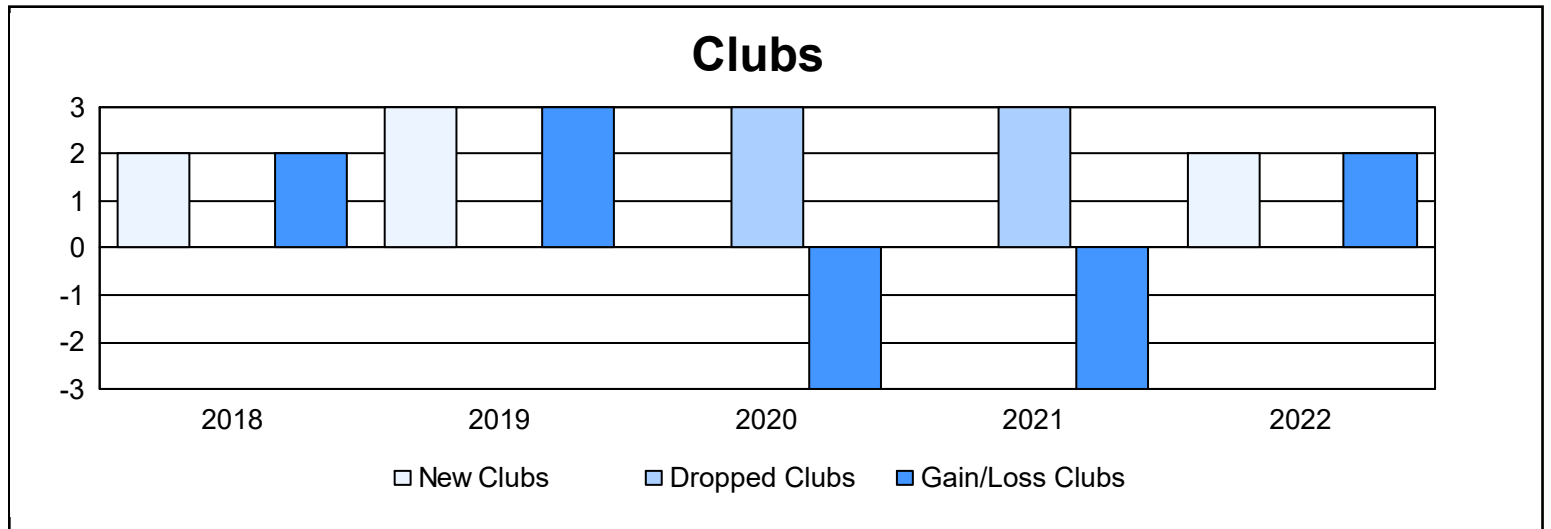
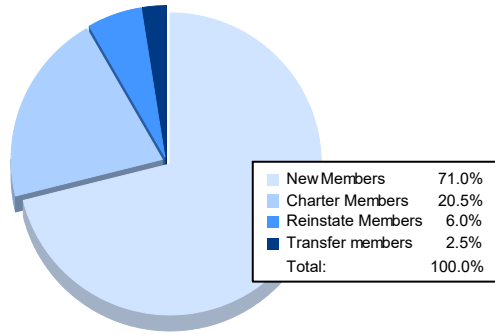


Year	New Clubs	Dropped Clubs	Gain/ Loss Clubs	New Members	Charter Members	Reinstate Members	Transfer Members	Total Member Added	Total Members Dropped	Gain/ Loss Members
2017-2018	2	0	2	178	46	21	16	261	353	-92
2018-2019	3	0	3	167	112	34	13	326	294	32
2019-2020	0	3	-3	122	9	17	10	158	380	-222
2020-2021	0	3	-3	268	5	21	15	309	238	71
2021-2022	2	0	2	260	75	22	9	366	297	69
<b>Average</b>	<b>1</b>	<b>1</b>	<b>0</b>	<b>199</b>	<b>49</b>	<b>23</b>	<b>13</b>	<b>284</b>	<b>312</b>	<b>-28</b>



### Membership Composition June 2022 Cumulative



### Gender Composition June 2022 Cumulative

